

RMS seals

The RMS seal range is compatible with the most popular pump brands: Flygt®, Grundfos-Sarlin®, ABS®, Alfa Laval®, Hilge®, APV®, Fristam®, etc. These mechanical seals have special designs for wastewater pumps, heating, food products, pharmaceuticals and many applications in all kinds of industrial sectors. In most cases, when a pump is repaired, the mechanical seal is not the only element that is replaced. The renewal of other parts is also recommended, such as O-rings or joints with special profiles, bearings, pins, flat gaskets, etc. We offer kits containing these elements which are supplied along with the mechanical seal.




ABS®

	LRB17, AB-107-90 SECTORS 
	AB30-25, AB30-48, AB30-65, AB30-80, AB30-90 SECTORS 
	AB-SH-32, AB-SH-40, AB-SH-50, AB-SH-45, AB-SH-55, AB-SH-60, AB-SH-65, AB-SH-70 SECTORS 

TYPE Afec®

	AF-FV-16, AF-FS-20, AF-FS-25 SECTORS 
---	--

TYPE Allweiler®

	AW-SP-15, AW-SP-20 SECTORS 
	108 SECTORS 

Alfa Laval®

	AL - I - 22 SECTORS 		AL - E - 22 SECTORS 
	AL-D-22 SECTORS 		AL-A-22 SECTORS 
	AL - EMR-27, AL - E-27 SECTORS 		AL-D-317 SECTORS 
	AL-E-32 SECTORS 		AL-C-40, AL-C-53, AL-C-60 SECTORS 
	AL-LK-32 SECTORS 		AL-S-20, AL-S-30, AL-S-35, AL-S-45, AL-S-55, AL-S-75 SECTORS 
	AL-HCL-20, AL-HCL-25, AL-HCL-30, AL-HCL-35, AL-HCL-40 SECTORS 		AL-N-22 SECTORS 
	AL-SRU-30, AL-SRU-45, AL-SRU-55 SECTORS 		AL-F-55, AL-F-75 SECTORS 
	AL-ALS-45, AL-ALS-65 SECTORS 		AL-CQ-32 SECTORS 
	AL-TC-19.05, AL-TC-28.6, AL-TC-38.1 SECTORS 		AL-GN-25, AL-GN-2525 SECTORS 

RMS SEALS

TYPE

Alfa Laval®

Contherm®



AL-PR-50.8
AL-ML-50.8

SECTORS



AL-PR-38.1
AL-ML-38.1

SECTORS



AL-CQ-50.8

SECTORS



AL-PF-38.1

SECTORS



TYPE

Armstrong®



AM / VG-28.58
AM / VG-41.28

SECTORS



TYPE

Apec®



SC-V-16
SC-V-12
SC-V-22

SECTORS



TYPE

APV®



AP-P-25.4
AP-P-38.1

SECTORS



AP-WP-25
AP-WP-35

SECTORS



AP-R-20, AP-R-25
AP-R-30

SECTORS



AP-H-28.60, AP-H-47.60
AP-H-53.90

SECTORS



AP-WD-40
AP-WD-55
AP-WD-80

SECTORS



AP-SIM-25

SECTORS



AP-W-25,
AP-W-35

SECTORS



AP-HCH-60

SECTORS



AP-S-35

SECTORS



AP-WF-25
AP-WF-35

SECTORS



TYPE

Calpeda®



AR / LRB31

SECTORS



CP-155-1820
FN / 155

SECTORS



TYPE

Ebara®



EB-15-D, EB-3035
EB-40-D, EB-45-D,
EB-4045, EB-4550

SECTORS



EB-12-S

SECTORS



TYPE

EMU®



EM-D-35, EM-D-50
EM-D-75

SECTORS



EM-S-35, EM-S-50
EM-S-75

SECTORS



RMS SEALS

TYPE Flygt®

	SECTORS 		SECTORS 		SECTORS 
	SECTORS 		SECTORS 		SECTORS 
	SECTORS 		SECTORS 		

















TYPE Fristam®

	FR-LG-22 SECTORS 		FR-SH-22 SECTORS 		FR-LG-30 SECTORS 
	FR-SH-30 SECTORS 		FR-LG-35 SECTORS 		FR-SH-35 SECTORS 
	FR-30 SECTORS 		FR-35 SECTORS 		FR-G-22 SECTORS 
	FR-PFD-22 SECTORS 		FR-PD-22 FR-PD-30 SECTORS 		FR-Z-12, FR-Z-18 FR-Z-21, FR-Z-28 SECTORS 
	FR-ZB-18, FR-ZB-22 FR-ZB-30 SECTORS 		FR-EN-22 SECTORS 		FR-EN-30, FR-EN-35 SECTORS 
	FR-EN-22BS FR-EN-30BS SECTORS 		FR-ENS-22 SECTORS 		FR-ENC-22 SECTORS 
	FR-FT-22, FR-FT-30 SECTORS 		FR-GL-50 SECTORS 		FR-GL-30-35 SECTORS 

RMS SEALS

TYPE

Fristam®

 <p>FR-GL-1301</p> <p>SECTORS</p> 	 <p>FR-CQ-1</p> <p>SECTORS</p> 	 <p>FR-CQ-2</p> <p>SECTORS</p> 
 <p>FR-CQ-3</p> <p>SECTORS</p> 	 <p>FR-CQ-4</p> <p>SECTORS</p> 	 <p>FR-S-60</p> <p>SECTORS</p> 
 <p>FR-FP-736 35</p> <p>SECTORS</p> 	<p>TYPE</p> <p>Gorman - Rupp®</p>	
 <p>GRN-31'7 GRN-38'1</p> <p>SECTORS</p> 		

TYPE

Grundfos-Sarlin®

 <p>GR-A-12, GR-A-16 GR-A-22</p> <p>SECTORS</p> 	 <p>GR-AC-12 GR-AC-16</p> <p>SECTORS</p> 	 <p>GR-A-LG-22</p> <p>SECTORS</p> 
 <p>GR-B-12, GR-B-16</p> <p>SECTORS</p> 	 <p>GR-B-SH-12 GR-B-SH-16</p> <p>SECTORS</p> 	 <p>GR-B-15, GR-B-38 GR-B-22, GR-B-45 GR-B-33, GR-B-65</p> <p>SECTORS</p> 
 <p>GR-B-32</p> <p>SECTORS</p> 	 <p>GR-C-12</p> <p>SECTORS</p> 	 <p>GR-H-12, GR-H-16 GR-H-22</p> <p>SECTORS</p> 
 <p>GR-SA-16, GR-SA-25 GR-SA-35</p> <p>SECTORS</p> 	 <p>GR-SA-32-INF GR-SA-38-INF GR-SA-50-INF GR-SA-65-INF</p> <p>SECTORS</p> 	 <p>GR-SA-30-SUP GR-SA-38-SUP GR-SA-50-SUP GR-SA-65-SUP</p> <p>SECTORS</p> 
 <p>GR-SA-38-SPRING</p> <p>SECTORS</p> 	 <p>GR-SA-65</p> <p>SECTORS</p> 	 <p>GR-SA-LG-65</p> <p>SECTORS</p> 
 <p>GR-SE-22, GR-SE-32</p> <p>SECTORS</p> 	 <p>CQ-GR-13 CQ-GR-16 CQ-GR-15</p> <p>SECTORS</p> 	

RMS SEALS

TYPE



Hidrostal®

	<p>HI-15'80, HI-28'60 HI-38'10, HI-50'80</p> <p>SECTORS</p> 
	<p>LRB01</p> <p>SECTORS</p> 

	<p>HI-107-28'60, HI-107-38'10 HI-107-50'80, HI-107-63'50 HI-107-76'20</p> <p>SECTORS</p> 
	<p>HI-130-76'20</p> <p>SECTORS</p> 

TYPE

Herborner®

	<p>HB-A-24, HB-A-28 HB-A-38</p> <p>SECTORS</p> 
---	--

TYPE

Hilge®

	<p>HG-28</p> <p>SECTORS</p> 
	<p>HG-NV-45</p> <p>SECTORS</p> 

	<p>HG-19-S, HG-28-S HG-38-S</p> <p>SECTORS</p> 
	<p>RN/LS60</p> <p>SECTORS</p> 

	<p>HG-28-SP</p> <p>SECTORS</p> 
	<p>HG-30-SP</p> <p>SECTORS</p> 

TYPE

Hisaka®

	<p>HSK-20 HSK-35 HSK-45</p> <p>SECTORS</p> 
---	--



TYPE

Inbeat®

	<p>IB-15, IB-20 IB-25, IB-35</p> <p>SECTORS</p> 
---	---





TYPE

Imo®

	<p>IM-G-22</p> <p>SECTORS</p> 
---	---

TYPE



Jabsco®

	<p>JA-LH-31'75 JA-LH-47'6</p> <p>SECTORS</p> 
	<p>JA-LH-25'4-C</p> <p>SECTORS</p> 

TYPE

Johnson®

	<p>JH-OL-25, JH-OL-40 JH-OL-53, JH-OL-75</p> <p>SECTORS</p> 
	<p>272-IN-28, 272-IN-35 272-IN-50</p> <p>SECTORS</p> 
	<p>JH-TW-30, JH-TW-48 JH-TW-63</p> <p>SECTORS</p> 

	<p>JH-LP-35 JH-LP-50</p> <p>SECTORS</p> 
	<p>JH-AC-24, JH-AC-40 JH-AC-60</p> <p>SECTORS</p> 

RMS SEALS

TYPE

KSB®



LRB17

SECTORS



KS-D-40

SECTORS



LWS110

SECTORS



TYPE

Lowara®



LW-155-14, LW-155-22
LW-155-28, LW-155-33

SECTORS



LW-B-16
LW-B-22

SECTORS



LW-FH-12, LW-FH-16,
LW-FH-22, LW-FH-25

SECTORS



TYPE

Marelli®



AR/LRB31

SECTORS



LRB17KU-L60

SECTORS



TYPE

Mouvex®



MX-A-22, MX-A-30
MX-A-35, MX-A-45
MX-BA-35, MX-BA-45,
MX-B-35, MX-B-45,
MX-C-35

SECTORS



TYPE

Nikuni Pumps®



NK-A-15, NK-A-17
NK-A-20, NK AOR-17

SECTORS



NK-B-30
NK-B-55

SECTORS



TYPE

Pedrollo®



PD-VX-20

SECTORS



TYPE

Pumpex®



PX-SUP-25

SECTORS



PX-SUP-PC-25

SECTORS



PX-KP-50

SECTORS



PX-INF-25

SECTORS



PX-KP-40

SECTORS



TYPE

Salmson®



SM-AC-14, SM-AC-18,
SM-AC-22, SM-AC-28,
SM-AC-38

SECTORS



TYPE

Sedical®



SD-A-12, SD-A-18
SD-A-20, SD-A-25
SD-A-32

SECTORS



RMS SEALS

TYPE

Someflu®



SF-SP-160

SECTORS



SF-HMPS-22

SECTORS



SF-ESP-1

SECTORS



SF-HMPN-22

SECTORS



TYPE

Suntec®



SNT-A-25

SECTORS



TYPE

Tuchenhagen®



TN-HG-25, TN-HG-30
TN-HG-35

SECTORS



TYPE

Tsurumi®



TS-H2530, TS-H3035
TS-H3540, TS-H4550

SECTORS



TS-W-14-HL, TS-W-14-VL
TS-H20T, TS-H30T, TS-H45,
TS-H60, TS-H25, TS-H35,
TS-HT40,

SECTORS



TYPE

Viking®



VI 100-31,75

SECTORS



VI 101-36,5

SECTORS



TYPE

Waukesha®



WK-T-30, WK-T-40
WK-T-50, WK-T-60

SECTORS



WK-TC-40
WK-TC-60
WK-TC-50

SECTORS



TYPE

Wilo®



W-MS-30

SECTORS



LRB17

SECTORS



TYPE

Witt®



WT-28L-28

SECTORS

