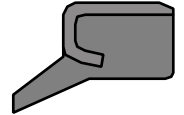


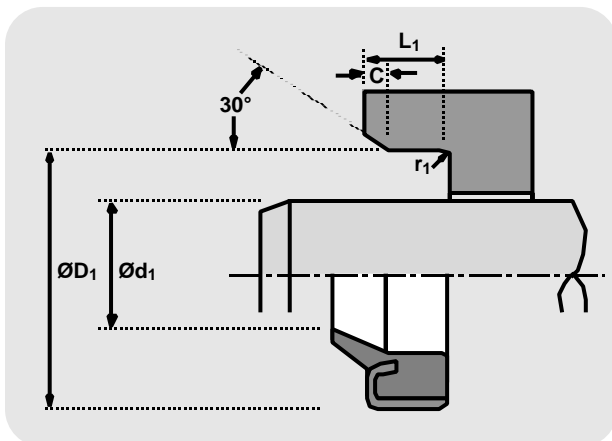
Wipers

# Hallite



# 860

TECHNICAL DETAILS		METRIC	INCH	
<b>OPERATING CONDITIONS</b>				
MAXIMUM SPEED	1.0 m/sec	3.0 ft/sec		
TEMPERATURE RANGE	-40°C +100°C	-40°F +212°F		
<b>SURFACE ROUGHNESS</b>				
DYNAMIC SEALING FACE $\varnothing d_1$	$\mu\text{mRa}$ 0.1 ↔ 0.4	$\mu\text{mRt}$ 4 max	$\mu\text{inCLA}$ 4 ↔ 16	$\mu\text{inRMS}$ 5 ↔ 18
STATIC SEALING FACE $\varnothing D_1$	1.6 max	10 max	63 max	70 max
STATIC HOUSING FACES $L_1$	3.2 max	16 max	125 max	140 max
<b>CHAMFERS &amp; RADII</b>				
ROD DIAMETER $\varnothing d_1$ mm	19	> 19		
MIN CHAMFER C mm	0.5	1.0		
MAX FILLET RAD $r_1$ mm	0.4	0.4		
ROD DIAMETER $\varnothing d_1$ in	< 0.75	0.75		
MIN CHAMFER C in	0.020	0.040		
MAX FILLET RAD $r_1$ in	0.016	0.016		
<b>TOLERANCES</b>				
$\varnothing d_1$	$\varnothing D_1$	$L_1$ mm	$L_1$ in	
f9	H8	+0.5 -0	+0.020 -0	



## DESIGN

The Hallite 860 is a metal cased wiper, designed to press-fit into open groove housings. Hallite's 860 wiper comprises a precisely trimmed polyurethane wiping element which is securely bonded to a metal case treated with a rust inhibitor. Capable of operating in dirty conditions, the proportions of the polyurethane wiping lip allow it to follow the side movement of the rod and to clear away heavily deposited dirt.

Suitable for light, medium and heavy duty applications, the wiper has been designed to provide ease of installation and offers excellent durability in service. The Hallite 860 offers a range of sizes suitable for ISO 6195 type B housings and a range for standard Asian housings.

## FEATURES

- EASE OF ASSEMBLY
- LONG LIFE
- PRECISION TRIMMED WIPING LIP
- METAL CASE TREATED WITH A RUST INHIBITOR
- WIDE RANGE OF APPLICATION USES
- RANGE INCLUDES ISO & STANDARD ASIAN HOUSINGS.


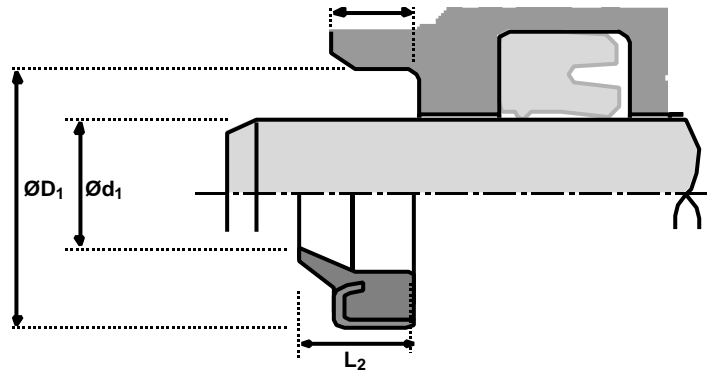
NB: Part numbers suffixed by “†” are designed for Asian housings.

Part numbers suffixed by “‡” indicate housing sizes to meet ISO 6195 type B.

Wipers

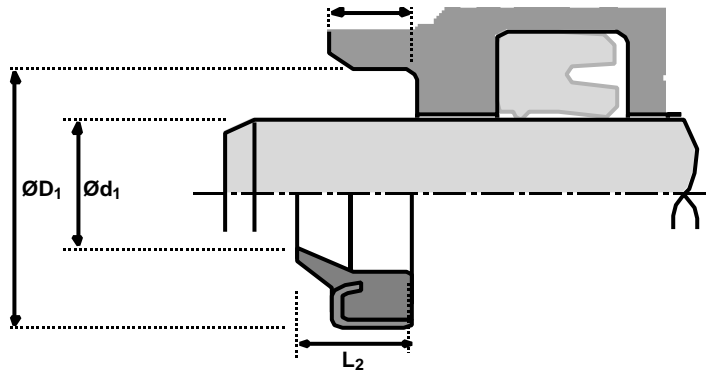
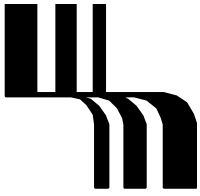
# Hallite 860

metric



Ød <sub>1</sub>	TOL f9	ØD <sub>1</sub>	TOL H8	L <sub>1</sub> +0.5 - 0	L <sub>2</sub>	PART No.
15	-0.016 -0.059	25	+0.033 +0.000	5.0	7.0	6950000
16	-0.016 -0.059	22	+0.033 +0.000	3.0	4.0	6950010
18	-0.016 -0.059	28	+0.033 +0.000	5.0	7.0	6950020
20	-0.020 -0.072	30	+0.033 +0.000	5.0	8.0	6950030
25	-0.020 -0.072	35	+0.039 +0.000	5.0	8.0	6950040
25	-0.020 -0.072	37	+0.039 +0.000	6.0	9.0	6950050†
28	-0.020 -0.072	38	+0.039 +0.000	5.0	8.0	6950060
30	-0.020 -0.072	40	+0.039 +0.000	5.0	8.0	6950070
30	-0.020 -0.072	42	+0.039 +0.000	6.0	9.0	6950080†
32	-0.025 -0.087	42	+0.039 +0.000	5.0	8.0	6950090
35	-0.025 -0.087	45	+0.039 +0.000	7.0	10.0	6950100
35	-0.025 -0.087	47	+0.039 +0.000	7.0	10.0	6950110†
38	-0.025 -0.087	48	+0.039 +0.000	7.0	10.0	6950470
40	-0.025 -0.087	50	+0.039 +0.000	7.0	10.0	6950120‡
40	-0.025 -0.087	52	+0.046 +0.000	7.0	10.0	6950130†
45	-0.025 -0.087	55	+0.046 +0.000	7.0	10.0	6950140‡
45	-0.025 -0.087	57	+0.046 +0.000	7.0	10.0	6950150†
50	-0.025 -0.087	60	+0.046 +0.000	7.0	10.0	6950160‡
50	-0.025 -0.087	62	+0.046 +0.000	7.0	10.0	6950170†
55	-0.030 -0.104	65	+0.046 +0.000	7.0	10.0	6950180
55	-0.030 -0.104	69	+0.046 +0.000	8.0	11.0	6950190†
60	-0.030 -0.104	70	+0.046 +0.000	7.0	10.0	6950200
60	-0.030 -0.104	74	+0.046 +0.000	8.0	11.0	6950210†
65	-0.030 -0.104	75	+0.046 +0.000	7.0	10.0	6950220

Ød <sub>1</sub>	TOL f9	ØD <sub>1</sub>	TOL H8	L <sub>1</sub> +0.5 - 0	L <sub>2</sub>	PART No.
65	-0.030 -0.104	79	+0.046 +0.000	8.0	11.0	6950230†
70	-0.030 -0.104	80	+0.046 +0.000	7.0	10.0	6950240‡
70	-0.030 -0.104	84	+0.054 +0.000	8.0	11.0	6950250†
75	-0.030 -0.104	85	+0.054 +0.000	7.0	10.0	6950260
75	-0.030 -0.104	89	+0.054 +0.000	8.0	11.0	6950270†
80	-0.030 -0.104	90	+0.054 +0.000	7.0	10.0	6950280‡
80	-0.030 -0.104	94	+0.054 +0.000	8.0	11.0	6950290†
85	-0.036 -0.123	95	+0.054 +0.000	7.0	10.0	6950300
85	-0.036 -0.123	99	+0.054 +0.000	8.0	11.0	6950310†
90	-0.036 -0.123	100	+0.054 +0.000	7.0	10.0	6950320‡
90	-0.036 -0.123	104	+0.054 +0.000	8.0	11.0	6950330†
95	-0.036 -0.123	109	+0.054 +0.000	8.0	11.0	6950340†
100	-0.036 -0.123	110	+0.054 +0.000	7.0	10.0	6950350
100	-0.036 -0.123	114	+0.054 +0.000	8.0	11.0	6950360†
105	-0.036 -0.123	121	+0.063 +0.000	9.0	12.0	6950370†
110	-0.036 -0.123	120	+0.054 +0.000	7.0	10.0	6950380
110	-0.036 -0.123	126	+0.063 +0.000	9.0	12.0	6950390†
115	-0.036 -0.123	131	+0.063 +0.000	9.0	12.0	6950400†
120	-0.036 -0.123	130	+0.063 +0.000	7.0	10.0	6950410
120	-0.036 -0.123	136	+0.063 +0.000	9.0	12.0	6950420†
130	-0.043 -0.143	146	+0.063 +0.000	9.0	12.0	6950430†
140	-0.043 -0.143	160	+0.063 +0.000	10.0	14.0	6950440†
150	-0.043 -0.143	170	+0.063 +0.000	10.0	14.0	6950450†
160	-0.043 -0.143	180	+0.063 +0.000	10.0	14.0	6950460†



Wipers

# Hallite 860

inch

$\varnothing d_1$	TOL f9	$\varnothing D_1$	TOL H8	$L_1$ +0.020 - 0	$L_2$	PART No.
0.750	-0.0008 -0.0028	1.125	+0.0013 +0.0000	0.187	0.281	6955100
1.000	-0.0008 -0.0028	1.375	+0.0015 +0.0000	0.187	0.281	6955120
1.250	-0.0010 -0.0034	1.625	+0.0015 +0.0000	0.187	0.281	6955140
1.500	-0.0010 -0.0034	1.875	+0.0015 +0.0000	0.187	0.281	6955160
1.750	-0.0010 -0.0034	2.125	+0.0018 +0.0000	0.187	0.281	6955180

$\varnothing d_1$	TOL f9	$\varnothing D_1$	TOL H8	$L_1$ +0.020 - 0	$L_2$	PART No.
2.000	-0.0012 -0.0041	2.375	+0.0018 +0.0000	0.187	0.281	6955200
2.250	-0.0012 -0.0041	2.625	+0.0018 +0.0000	0.187	0.281	6955220
2.500	-0.0012 -0.0041	2.875	+0.0018 +0.0000	0.187	0.281	6955240
2.750	-0.0012 -0.0041	3.125	+0.0018 +0.0000	0.187	0.281	6955260
3.000	-0.0012 -0.0041	3.375	+0.0021 +0.0000	0.187	0.281	6955280

# Notes

