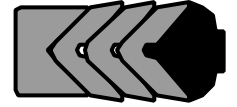


Vee pack sets

Hallite



07

TECHNICAL DETAILS

METRIC

INCH

OPERATING CONDITIONS

MAXIMUM SPEED
TEMPERATURE RANGE
MAXIMUM PRESSURE

0.5 m/sec
-30°C + 100°C
700 bar

1.5 ft/sec
-22°F + 212°F
10,000 p.s.i.

MAXIMUM EXTRUSION GAP

PRESSURE bar
MAXIMUM GAP mm
PRESSURE p.s.i.
MAXIMUM GAP in

Figures show the maximum permissible gap all on one side using minimum rod \varnothing and maximum clearance \varnothing .

160	250	400	700
0.4	0.3	0.2	0.1
2400	3750	6000	10,000
0.016	0.012	0.008	0.004

SURFACE ROUGHNESS

DYNAMIC SEALING FACE $\varnothing d_1$
STATIC SEALING FACE $\varnothing D_1$
STATIC HOUSING FACES L_1

μmRa	μmRt	$\mu\text{in CLA}$	μinRMS
0.1 ↔ 0.4	4 max	4 ↔ 16	5 ↔ 18
1.6 max	10 max	63 max	70 max
3.2 max	16 max	125 max	140 max

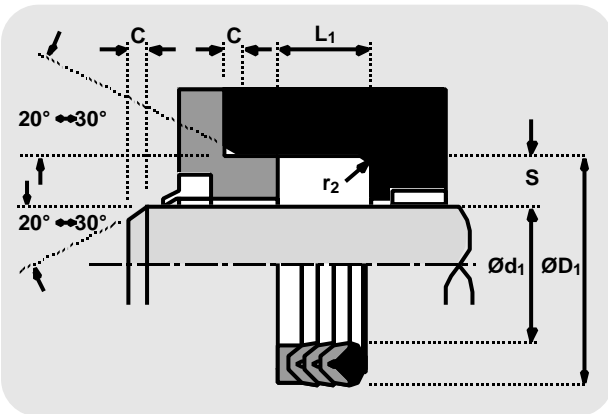
CHAMFERS & RADII

GROOVE SECTION S mm
MIN CHAMFER C mm
MAX FILLET RAD r_2 mm
GROOVE SECTION S in
MIN CHAMFER C in
MAX FILLET RAD r_2 in

7.5	10.0	12.5	15.0
4.0	5.0	6.5	7.5
0.8	0.8	0.8	1.6
0.250	0.312	0.375	0.500
0.125	0.156	0.187	0.250
0.031	0.031	0.031	0.031

TOLERANCES

$\varnothing d_1$	$\varnothing D_1$	L_1 mm	L_1 in
f9	Js11	+0.25 -0	+0.010 -0



FEATURES

- EFFECTIVE DRI-ROD SEAL UNDER BOTH LOW AND HIGH PRESSURE CONDITIONS
- PRECISION MOULDED VEE RINGS
- PRESSURE ACTIVATED
- NO ADJUSTMENT NECESSARY

DESIGN

The Hallite 07 is a multi lip rod seal, for medium to heavy duty applications, composed of a header ring, vee rings and a female adaptor.


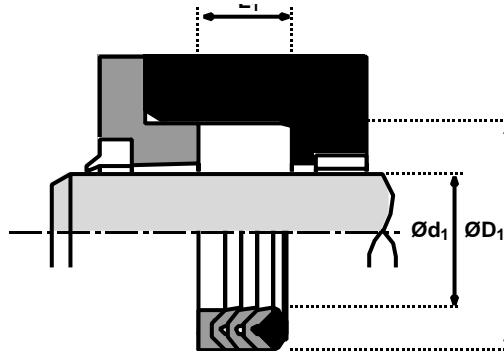
The header ring is the primary seal. It is a bonded construction of a rubberised fabric vee ring and rubber. When installed the section is pre-loaded to seal at low pressure but has the strength and durability of the fabric to operate at higher pressures. Rubberised fabric is also used for the vee rings. These provide secondary sealing as pressure acting on the header ring spreads the vee rings increasing the sealing area. The female adaptor provides the support and protection from extrusion damage. It is manufactured in either polyacetal or hard rubberised fabric. The assembly is a pressure activated packing that does not require any axial pre-load.

The range has a header ring, a female adaptor and 2 vee rings. Other sizes and constructions are available on request.

Vee pack sets

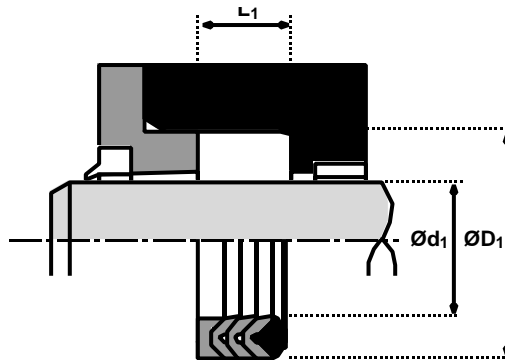
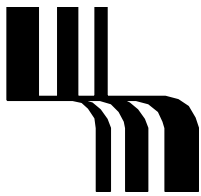
Hallite 07

metric



Ød ₁	TOL f9	ØD ₁	TOL Js11	L ₁ +0.25-0	PART No.
25	-0.020 -0.072	40	+0.08 -0.08	22.50	6630720
30	-0.020 -0.072	45	+0.08 -0.08	22.50	0400820
32	-0.025 -0.087	47	+0.08 -0.08	22.50	6630820
35	-0.025 -0.087	50	+0.08 -0.08	22.50	0339520
36	-0.025 -0.087	51	+0.10 -0.10	22.50	1251120
40	-0.025 -0.087	55	+0.10 -0.10	22.50	6532620
45	-0.025 -0.087	60	+0.10 -0.10	22.50	0385020
50	-0.025 -0.087	70	+0.10 -0.10	30.00	6631020
55	-0.030 -0.104	75	+0.10 -0.10	30.00	6631120
56	-0.030 -0.104	76	+0.10 -0.10	30.00	0338220
60	-0.030 -0.104	80	+0.10 -0.10	30.00	0892520
63	-0.030 -0.104	83	+0.11 -0.11	30.00	0467120
65	-0.030 -0.104	85	+0.11 -0.11	30.00	0467720
70	-0.030 -0.104	90	+0.11 -0.11	30.00	6631220
75	-0.030 -0.104	95	+0.11 -0.11	30.00	0446620
80	-0.030 -0.104	100	+0.11 -0.11	30.00	6631320

Ød ₁	TOL f9	ØD ₁	TOL Js11	L ₁ +0.25-0	PART No.
85	-0.036 -0.123	105	+0.11 -0.11	30.00	6631420
90	-0.036 -0.123	110	+0.11 -0.11	30.00	6631520
100	-0.036 -0.123	120	+0.11 -0.11	30.00	6631620
110	-0.036 -0.123	130	+0.13 -0.13	30.00	0308420
125	-0.043 -0.143	140	+0.13 -0.13	22.50	1362820
125	-0.043 -0.143	145	+0.13 -0.13	30.00	2179620
125	-0.043 -0.143	150	+0.13 -0.13	37.00	1365620
140	-0.043 -0.143	160	+0.13 -0.13	30.00	1272320
150	-0.043 -0.143	170	+0.13 -0.13	30.00	0044920
180	-0.043 -0.143	210	+0.15 -0.15	47.00	0090320
200	-0.050 -0.165	230	+0.15 -0.15	45.00	1282720
230	-0.050 -0.165	260	+0.16 -0.16	45.00	1220620
255	-0.050 -0.165	285	+0.16 -0.16	45.00	0137220
280	-0.056 -0.186	310	+0.16 -0.16	45.00	1342820
330	-0.062 -0.212	370	+0.18 -0.18	60.00	2018920
380	-0.062 -0.212	420	+0.22 -0.22	60.00	2017920



Vee pack sets

Hallite

07

inch

$\varnothing d_1$	TOL f9	$\varnothing D_1$	TOL Js11	L_1 +0.010 - 0	PART No.
1.000	-0.0008 -0.0028	1.500	+0.003 -0.003	0.750	0820120
1.125	-0.0008 -0.0028	1.625	+0.003 -0.003	0.750	0379320
1.250	-0.0010 -0.0034	1.750	+0.003 -0.003	0.750	0821420
1.500	-0.0010 -0.0034	2.000	+0.004 -0.004	0.750	0618620
1.625	-0.0010 -0.0034	2.125	+0.004 -0.004	0.750	0206420
1.750	-0.0010 -0.0034	2.250	+0.004 -0.004	0.750	0889320
2.000	-0.0012 -0.0041	2.500	+0.004 -0.004	0.750	0617220
2.250	-0.0012 -0.0041	2.750	+0.004 -0.004	0.750	6630620
2.375	-0.0012 -0.0041	3.000	+0.004 -0.004	0.937	0207220

$\varnothing d_1$	TOL f9	$\varnothing D_1$	TOL Js11	L_1 +0.010 - 0	PART No.
2.500	-0.0012 -0.0041	3.125	+0.004 -0.004	1.000	0819220
2.750	-0.0012 -0.0041	3.375	+0.004 -0.004	1.000	0819920
3.000	-0.0012 -0.0041	3.625	+0.004 -0.004	1.000	0893020
3.250	-0.0014 -0.0048	4.000	+0.004 -0.004	1.125	0207320
3.500	-0.0014 -0.0048	4.250	+0.004 -0.004	1.125	0818420
3.750	-0.0014 -0.0048	4.500	+0.004 -0.004	1.125	1014420
4.000	-0.0014 -0.0048	4.750	+0.005 -0.005	1.125	1356620
4.500	-0.0014 -0.0048	5.250	+0.005 -0.005	1.125	0354120

Notes

